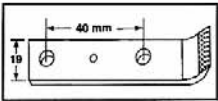
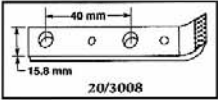
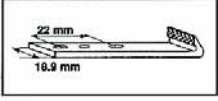
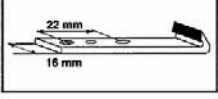
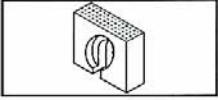

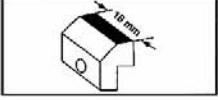
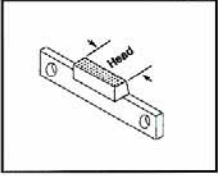
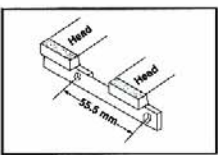
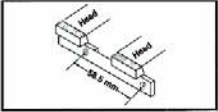
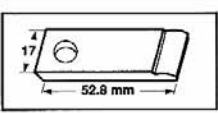
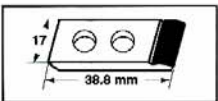


	Cylinder	Grip Texture	Mfr. I.D/ Item #	Press
	Imp. Cyld. Finger WxL: 19 x 84.25mm Between Holes Ctr-Ctr: 40mm	D/C	49-011-1027 20/3000	Speedmaster SORD
	Imp. Cyld. Finger WxL: 15.8 x 84.25mm Between Holes Ctr-Ctr: 40mm	D/C	91-581-827 20/3008	Speedmaster 102 & 72 1990-present
	Imp. Cyld. after Perfector WxL: 18.9 x 73.75mm Between Holes Ctr-Ctr: 22mm	D/C	91-581-827 20/3009	
	Imp. Cyld. after Perfector WxL: 16 x 74mm Between Holes Ctr-Ctr: 22mm	D/C	C3-581-727N 20/3033	Speedmaster 102 & 72 1990-present
	Imp. Cyld. Pad WxH: 20 x 18mm	M/G	91-581-620 20/3001	Speedmaster SORD
	Imp. Cyld. Pad WxH: 18 x 18mm	M/G	20/3004	
	Delivery Pad Head size: 18mm Temp. rated: 350°F	D/C	93-525-310-K02 20/3002	
	Imp. Cyld. Pads after Perfector Head size: 20mm	M/G	53-711-101 20/3003	
	Head size: 18mm	M/G	C3-581-920A 20/3013	
	End Pad Head size: 20mm Between Holes Ctr-Ctr: 55.5mm	M/G	91-581-621 20/3014/Dr	Drive side
	Head size: 20mm Between Holes Ctr-Ctr: 55.5mm	M/G	91-581-622 20/3014/Op	Operator side
	End Pad Head size: 20mm Between Holes Ctr-Ctr: 58.3mm	M/G	20/3028/Dr 20/3028/Op	Speedmaster 72"
	Perfector Fixed Gripper WxL: 18.9 x 73.75mm	No coating D/C	91-581-827 20/3012 20/3012-D	Speedmaster 72"
	Perfector Spring Gripper WxL: 17 x 38.8mm	D/C U/C	91-580-337 20/3015-D 20/3015-U	Speedmaster 72"

10 or 15 full grippers & 1 "half wide gripper" make a set. To order the "half wide gripper," add "N" to the part number.